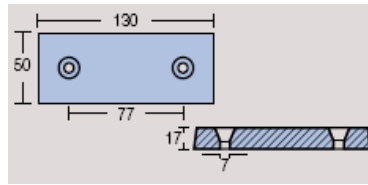
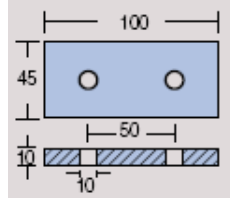


ZINCOS

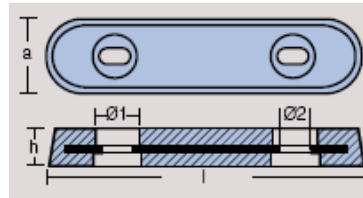
MOD. RECTANGULAR



REF:	COMP.	(A) MM	(H) MM	(I) MM	Ø	PESO (KG)
26-00211	100	45	10	50	10	0,275

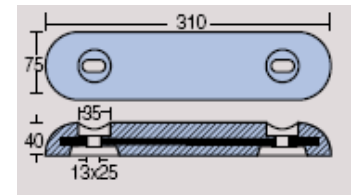
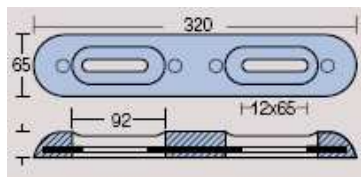
REF:	COMP.	(A) MM	(H) MM	(I) MM	Ø	PESO (KG)
26-00213	130	50	17	77	7	0,685

MOD. VETUS



REF:	COMP.	(A) MM	(H) MM	I (MM)	Ø 1	Ø 2	PESO(KG)
26-00220	150	60	25	80	27	11X15	0,900
26-00221	240	65	29	140	32	13X25	2,300
26-00222	290	55	30	200	32	13X25	2,700
26-00223	350	72	35	200	38	13X25	4,500

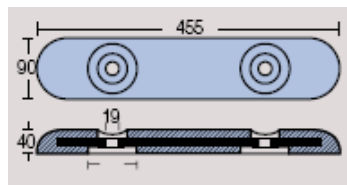
MOD. FAIRLINE



REF:	COMP.	(A) MM	(H) MM	I (MM)	PESO(KG)
26-00270E	320	65	35	160	2,200



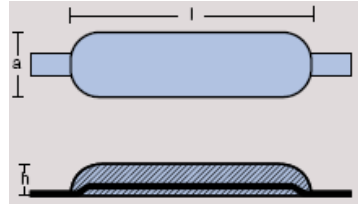
REF:	COMP.	(A) MM	(H) MM	I (MM)	PESO (KG)
26-00271E	310	75	40	205	4,000



REF:	COMP.	(A) MM	(H) MM	I (MM)	PESO (KG)
26-00272E	455	90	40	230	7,000

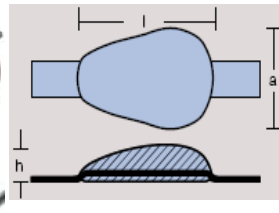
ZINCOS

MOD. OVAL



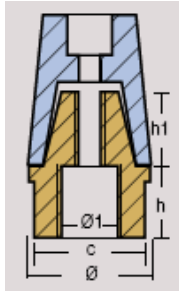
REF:	COMP.	(A) MM	(H) MM	PESO (KG)
26-00300	115	60	17	0,600
26-00301	110	63	26	1,000
26-00302	200	70	25	1,800
26-00303	215	70	29	2,200
26-00304	200	90	35	3,000

MOD. GOTA

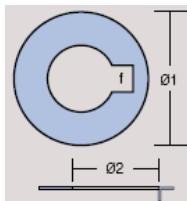


REF:	COMP.	(A) MM	(H) MM	PESO (KG)
26-00350	120	78	25	1,000
26-00351	140	90	35	1,800
26-00352	165	100	42	3,000

MOD. COMPLETO CÓNICO PARA HÉLICE

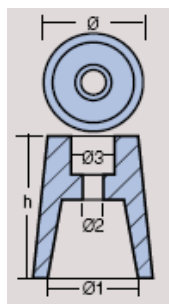


REF:	Ø	Ø 1	(H) MM	(H1) MM	(C) MM	PESO(KG)
26-00410	22-25	16X1,5	20	18	30	0,300
26-00411	30	20X1,5	22	21	32	0,540
26-00412	35	24X2,0	24	24	36	0,740
26-00413	40	24X2,0	27	27	41	1,065
26-00414	45	33x2.0	30	30	50	1,590



REF:	Ø 1	Ø 2	(F) MM	PESO(KG)
26-00410R	38	16,5	6	0,005
26-00411R	46	20,5	8	0,010
26-00412R	51	24	10	0,010
26-00413R	53	24	10	0,015

RECARGA CÓNICA PARA HÉLICE



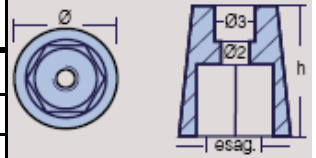
REF:	Ø	Ø 1	Ø 2	Ø 3	(H) MM	PESO(KG)
26-00400	22-25	25	6,5	11	39	0,125
26-00401	30	32	8,5	13,5	53	0,280
26-00402	35	38	8,5	13,5	61	0,385
26-00403	40	42	8,5	14	68	0,535
26-00404	45	48	11	24	76	0,840
26-00405	50	57	11	27	84	1,255

ZINCOS

RECARGA CÓNICA SXTAVADA



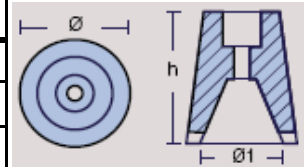
REF:	Ø	ESAG.	Ø 2	Ø 3	(H) MM	PESO (KG)
26-00400E	22-25	22	7	11	39	0,135
26-00401E	30	27	9	17	53	0,275
26-00402E	35	32	9	18	62	0,350
26-00403E	40	36	9	18	67	0,460
26-00404E	45	41	11	24	76	0,775



RECARGA CÓNICA TIPO SOLÉ



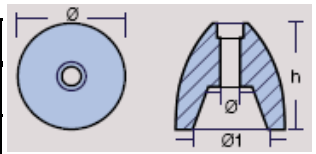
REF:	Ø	Ø 1	(H) MM	PESO(KG)
26-00400/SL1	32	24	39	0,120
26-00401/SL2	37	26	46	0,200
26-00403/SL3	47	36	60	0,335



RECARGA OGIVA TIPO RIVA



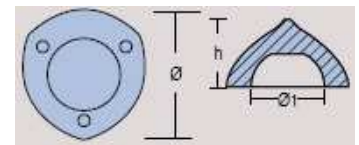
REF:	Ø ASSE	Ø	Ø 1	(H) MM	PESO(KG)
26-00430	20-30	38	25	38	0,175
26-00431	35-50	52	36	50	0,330



MOD. MAX PROP

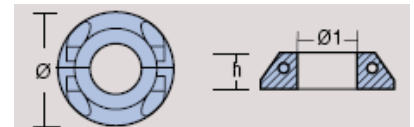


REF:	Ø	Ø 1	(H) MM	PESO(KG)
26-00480	64	38	42	0,280
26-00481	72	42	43	0,380
26-00482	84	46	60	0,810



Artigo
Novo

REF:	Ø	Ø 1	(H) MM	PESO(KG)
26-00480	92	46	25	0,580



MOD. J-PROP



Artigo
Novo

REF:	A	B	C	D	E	PESO
26-01030	60	34.5	26	8	5	0,360
26-01031	80	39.5	33.5	10	5	0,750

