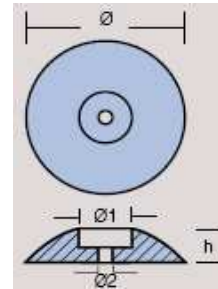


ZINCOS

MOD. BOLACHA PLANO



REF:	DIAM. Ø	(1) MM	(2) MM	H (MM)	PESO(KG)
26-00101P	70	22	8.5	16	0,270
26-00102P	90	27	9	20	0,510
26-00103P	110	30	12	21	0,850
26-00104P	125	30	11	26	1,300
26-00105P	140	31	12	33	2,000
26-00106P	190	35	13	27	3,800

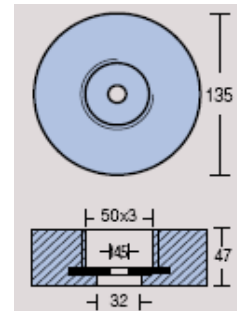
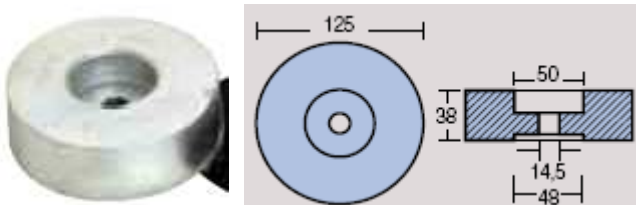
MOD. BOLACHA DUPLO



REF:	DIAM Ø	H (MM)	PESO(KG)
26-00101E	70	15	0,270
26-00102E	90	18	0,510
26-00104E	130	20	1,300



MOD. BOLACHA POPA



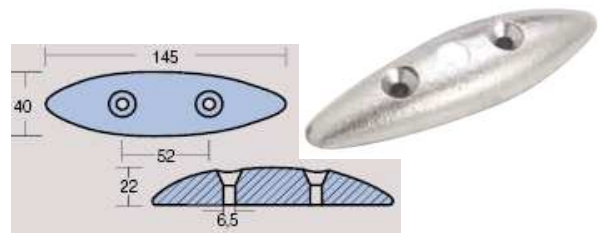
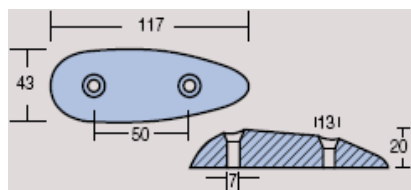
REF:	DIAM Ø	(1) MM	(2) MM	H (MM)	PESO(KG)
26-00140	125	50	14,5	38	2,780



REF: PERNO
26-00999

REF:	DIAM Ø	(1) MM	(2) MM	H (MM)	PESO(KG)
26-00152	135	50X3	32	47	4,000

MOD. TORPEDO



REF:	COMP.	(A) MM	(H) MM	(I) MM	Ø	PESO(KG)
26-00201	117	43	20	50	7	0,325

REF:	COMP.	(A) MM	(H) MM	(I) MM	Ø	PESO (KG)
26-00204	145	40	22	52	6,5	0,500